



# Helios N2 Intercom




# To Call a Room

To Call a room you must press the Green Star Button first \* or  Call Symbol indicated on the bottom left of the Intercom Panel then room number.

 Then Room # ( i.e. 123)

Basement	5
Lower Ground	6
Ground	7

## Basement

To call Basement rooms i.e. B15 you press Call Symbol  5 for Basement then 15

## Lower Ground

To call Lower Ground rooms i.e. LG15 you press Call Symbol  6 for Lower Ground then 15

## Ground

To call Ground rooms i.e. G15 you press Call Symbol  7 for Lower Ground then 15

# NOTES

Note you must press  first then room number

Basement levels are 5 prefix then room number i.e. B15 becomes 515

Lower Ground are 6 prefix then room number i.e. LG15 becomes 615

Ground Level are 7 prefix then room number. i.e. G15 becomes 715

# END CALL

To end a call press # or  the End Call symbol

## To Receive a Call on the Handset



1 :Lift Handset

2: you will have Audio and Visual of person calling from the intercom.

3 Dial 00 to release door and Give access to person calling.

4: Replace handset when finished.